



2009 Final Budget

Dianna Galvan
Ferry County Auditor

**FERRY COUNTY
RESOLUTION NO. 2008-47**

**2009
FINAL BUDGET
REVENUES & EXPENDITURES**

WHEREAS, the Ferry County Board of Commissioners, convened in adjourned session this 15th day of December 2008. At a duly published Public Hearing held at 1:15 PM, to adopt budgets for the county fiscal year 2009, compiled thereon the 2009 valuation as assessed by the Ferry County Assessor, and said budgets being on file in the office of the Ferry County Auditor; and


WHEREAS, the budget for 2009 expenditures be, and is herewith adopted according to law, Chapter 164 of the Laws of 1923, and Chapter 136 of the 1971 1st Extraordinary Session.

NOW THEREFORE BE IT RESOLVED that each budget shall be adopted at the fund level set herewith, and that not more than this amount shall be expended. The wages and benefits set within each budget shall be fixed at these levels, and shall not be changed without written consent of the Ferry County Board of Commissioners.


BE IT FURTHER RESOLVED that continuing grant and contract budgets shall be informational only, and shall not be fixed at the fund levels indicated for the year although, the wage levels shall be fixed as stated above. These budgets shall operate on revenues received, and not more than the amount of revenues received shall be expended.

ADOPTED this 22nd day of December 2008.


FERRY COUNTY BOARD OF COMMISSIONERS



RONALD "JOE" BOND, Chairman




BRAD L. MILLER, Vice Chairman



MIKE L. BLANKENSHIP, Member

ATTEST:



Debbie Bechtol, Clerk of the Board

Ferry County Public Works Department

Resolution to set pay rates for regular, part-time and seasonal employees of the:
 Ferry County Public Works Department. ~ Effective January 1, 2009

Rates set for calendar year: **2009** Current

PUBLIC WORKS ENGINEER/DIRECTOR	\$61,845 per year
ASSISTANT COUNTY ENGINEER/DIRECTOR	\$48,857 per year
INTERIM ENGINEER	\$48,000 per year
INTERIM DIRECTOR	\$48,000 per year
<hr/>	
MAINTENANCE SUPERVISOR/FLEET MANAGER	\$44,574 per year
FOREMEN	\$42,506 per year
CHIEF MECHANIC/CENTRAL STORES SUPERVISOR	\$42,506 per year
MAINTENANCE	\$37,656 per year
LEADMAN (additional as assigned by foremen)	\$25 per day
CRUSHER FOREMEN (additional per job description)	\$4,554 per year
CRUSHER OPERATIONS ~ MSHA training (additional per job description)	\$2,000 per year
PUG MILL FOREMEN (additional per job description)	\$1,200 per year
CDL ~ Haz Mat endorsement (additional per job description)	\$250 per year
<hr/>	
PROJECT ENGINEER	\$42,351 per year
ASSISTANT PROJECT ENGINEER	\$39,973 per year
ENGINEER TECH VI	\$42,351 per year
ENGINEER TECH V	\$37,596 per year
<hr/>	
CONTROLLER/OFFICE MANAGER	\$42,351 per year
ACCOUNTANT ASSISTANT	\$34,121 per year
ACCOUNTS PAYABLE/RISK MANAGER	\$34,121 per year
SECRETARY/BOOKKEEPER	\$30,646 per year
<hr/>	
WASTE MANAGEMENT COORDINATOR	\$39,973 per year
WASTE MANAGEMENT RECYCLING ASSISTANT	\$30,646 per year
WASTE MANAGEMENT TRANSFER STATION OPERATOR	\$14.73 per hour
WASTE MANAGEMENT LITTER ASSISTANT	\$14.17 per hour
<hr/>	
TRAFFIC SAFETY TECHNICIAN(SEASONAL)	\$17.52 per hour
ENGINEERING TECHNICIAN(SEASONAL)	\$14.98 per hour
CRUSHER FOREMEN ASSISTANT(SEASONAL)	\$19.37 per hour
CRUSHER EQUIPMENT OPERATOR(SEASONAL)	\$18.24 per hour
MOWER OPERATOR(SEASONAL)	\$15.99 per hour
FLAGGER/MOWER OPERATOR(SEASONAL)	\$14.83 per hour

ADOPTED THIS 12 DAY OF JANUARY, 2009.

FERRY COUNTY BOARD OF COMMISSIONERS
 FERRY COUNTY, WASHINGTON

Brad L. Miller
 BRAD L. MILLER, Chairman

Ronald J. Bond
 RONALD "JOE" BOND, Vice Chairman

Robert L. Heath
 ROBERT L. "BOB" HEATH, Member

ATTEST:

Debbie Bechtol
 Clerk of the Board

TABLE OF CONTENTS
2009
REVENUE & EXPENDITURES

CURRENT EXPENSE

Estimated Revenue	1- 5
Summary	6
Ending Cash	7
Agent	8
Assessor	9
Auditor	10
Board of Equalization	11
Civil Service	12
Clerk	13
Clerk Drug Pilot Program	14
Commissioners	15
Coroner	16
Courthouse Administration	17
District Court	18
Election	19
Emergency Management	20
Homeland Security	21
Homeland Security Stonegarden	22
Jail	23
Jail Criminal Justice	24
Juvenile	25
Miscellaneous Non-Departmental	26
NE Tri County Health	27
PBX	28
Planning	29
Planning Curlew Sewer	30
Prosecuting Attorney	31
Prosecuting Attorney Support Enforcement	32
Sheriff	33-34
State Examiner	35
Superior Court	36
Superior Court Indigent Public Defense	37
Treasurer	38

TABLE OF CONTENTS
2009
REVENUE & EXPENDITURES

OTHER FUNDS

Summary	39
Airport	40- 41
Auditor's O & M	42- 43
Boating Safety	44- 45
Clerks Collection	46- 47
Community Services	48- 53
Community Services Bldg Maintenance	54- 55
Community Services Transportation	56- 57
Connections	58- 91
Conservation	92- 93
County Capital Improvement	94- 95
County Road	96- 97
Courtfacilitator	98- 99
Courthouse Building	100 -101
Crime Victims	102 -103
Cumulative Reserve	104 -105
Distressed Area	106 -109
Domestic Violence Penalty & Assessment	110 -111
Drug Abuse	112 -117
EMS District	118 -120
EMS Building Construction	121 -122
Enhanced 911	123 -124
Equipment Rental & Revolving	125 -126
Fair	127 -129
Fair Grounds	130 -131
Grant Fund	132 -133
Growth Management	134 -135
Herron Creek	136 -137
Home Security Fund	138 -139
Affordable Housing For All	140 -141
Inmate Welfare	142 -143
Insurance	144 -145
Large Format Copier	146 -147
Law Library	148 -149
Management Information	150 -151
Medical Trust	152 -153
Merry Go Round	154 -155
Recreation Fund	156 -158
REET Electronic Fund	159 -160
Solid Waste	161 -164
Solid Waste Post Closure	165 -166
Taxsifter	167 -168
Title III	169 -172
Tourism	173 -176
Trail Reserve	177 -178
Treasurers O & M	179 -180
Trial Court Improvement	181 -182
Veterans Relief	183 -184
Weed Control	185 -187

TABLE OF CONTENTS
2009
REVENUE & EXPENDITURES

JUNIOR DISTRICTS

Summary	188
Curlew Mosquito Control	189 -191
Curlew Water District	192 -193
Curlew Water District Revenue Bond	194 -195
Fire District # 13	196 -199
Fire District # 14	200 -203
Fire District # 3/8	204 -211
Fire Distrtict #3/8 EMS	212 -217
Ferry County Memorial Hospital	218 -220
Ferry Co Memorial Hospital Assisted Living	221
Inchelium Water District	222 -223
Parks & Recreation District # 2	224 -225
Water Conservancy	226 -227

FERRY COUNTY
 ESTIMATED REVENUE REPORT
 01/07/2009 (Printed 01/07/2009 09:57)

ACCOUNT NUMBER	DESCRIPTION	2007 ESTIMATE	2007 ACTUAL	2008 ESTIMATE	2008 TO DATE	2009 ESTIMATE
CURRENT EXPENSE						
001 000 000 308 00 00 00	BEGINNING CASH	710,691.27	.00	1,112,521.74	.00	1,095,102.17
001 000 000 308 00 01 00	CE INVESTMENT MARTIN HALL	.00	.00	.00	.00	
001 000 000 308 00 03 00	PUD INVESTMENT	.00	.00	.00	.00	
001 000 000 308 00 04 00	I695 Replacement Investment	.00	.00	.00	.00	
001 000 000 311 10 00 00	REAL & PERSONAL PROPERTY TAX	756,832.00	740,476.50	834,856.00	816,223.66	925,000.00
001 000 000 311 30 00 00	SALE OF TAX TITLE PROPERTY	.00	.00	.00	.00	
001 000 000 312 10 00 00	TIMBER EXCISE TRANSFER	40,000.00	89,831.63	60,000.00	50,846.58	60,000.00
001 000 000 313 10 00 00	LOCAL RETAIL SALES & USE TAX	230,000.00	376,014.89	250,000.00	352,843.60	350,000.00
001 000 000 313 71 00 00	LOCAL CRIMINAL JUSTICE	36,000.00	46,053.15	36,000.00	44,146.73	45,000.00
001 000 000 317 20 00 00	LEASEHOLD EXCISE TAX	300.00	179.51	200.00	190.89	200.00
001 000 000 317 31 00 00	Treasurer's Collection Fee	1,200.00	1,475.00	1,700.00	1,285.00	1,500.00
001 000 000 317 34 00 00	Real Estate Excise/Co Cap Im	4,500.00	5,990.15	4,800.00	4,570.73	5,000.00
001 000 000 317 51 00 00	GAMBLING TAX	.00	.00	.00	.00	
001 000 000 317 70 00 00	Fire Patrol (See 341.42.00)	.00	.00	.00	.00	
001 000 000 319 11 00 00	Delinquent Real Penalty	88,000.00	85,654.35	85,000.00	76,550.44	85,000.00
001 000 000 319 12 00 00	Personal Property Penalty	.00	.00	.00	783.77	
001 000 000 319 16 00 00	Interest Real & Pers Propert	.00	.00	.00	.00	
001 000 000 319 80 00 00	GAMBLING TAX INTEREST	.00	.00	.00	.00	
001 000 000 321 70 00 00	AMUSEMENT LICENSES	400.00	400.00	400.00	400.00	400.00
001 000 000 322 10 00 00	BUILDING PERMITS	.00	9,609.41	.00	.00	
001 000 000 322 10 02 00	RESIDENTIAL PERMIT	41,000.00	30,972.34	30,000.00	31,573.45	30,000.00
001 000 000 322 10 03 00	COMMERCIAL PERMIT	.00	2,925.81	.00	4,370.06	
001 000 000 322 20 00 00	MARRIAGE LICENSES	200.00	208.00	200.00	200.00	200.00
001 000 000 322 90 01 00	SHORELINE PERMITS	600.00	700.00	600.00	400.00	600.00
001 000 000 331 10 60 00	USDA FOREST SERVICE GRANT	.00	.00	.00	.00	
001 000 000 331 16 59 00	BULLET PROOF PROTECTION GRAN	.00	.00	.00	.00	
001 000 000 332 15 23 00	PAYMENT-IN-LIEU (PILT)	330,000.00	358,343.00	436,000.00	575,322.00	550,000.00
001 000 000 332 15 60 00	DEPT GAME - IN LIEU TAX	6,781.00	6,781.33	6,781.00	6,781.33	1,200.00
001 000 000 333 10 70 00	Enterprise Community	.00	.00	14,000.00	.00	
001 000 000 333 14 22 00	Curlew Sewer	.00	.00	24,000.00	24,000.00	
001 000 000 333 14 23 00	CURLEW WATER CONST. GRANT	.00	.00	.00	.00	
001 000 000 333 14 23 01	Orient Water	.00	.00	.00	.00	
001 000 000 333 14 24 00	CDBG COMMUNITY INVESTMENT	.00	.00	.00	.00	
001 000 000 333 16 00 00	OJP - HOMELAND SECURITY	25,987.98	42,618.44	15,305.00	7,203.92	19,671.00
001 000 000 333 16 01 00	Homeland Security Grant	.00	.00	.00	.00	
001 000 000 333 16 02 00	Homeland Security-02 Exercis	.00	.00	.00	.00	
001 000 000 333 16 03 00	HS Terrorist Training	.00	.00	.00	.00	
001 000 000 333 16 52 00	Juv Acct Incentive Blk Grant	.00	.00	.00	.00	
001 000 000 333 16 58 00	STOP GRANT	10,000.00	5,695.42	10,000.00	10,000.00	10,000.00
001 000 000 333 16 59 00	BLOCK GRANT - SHERIFF	.00	.00	.00	.00	
001 000 000 333 20 60 00	Intense Traffic Safety	.00	.00	.00	.00	
001 000 000 333 20 61 00	Traffic Safety Mini Grants	5,511.00	1,367.07	520.47	2,779.38	
001 000 000 333 20 62 00	Traffic Safety DUI/TSTF	16,875.00	19,748.42	.00	.00	
001 000 000 333 39 01 00	Voter Registration System	.00	.00	.00	.00	
001 000 000 333 83 50 00	WA Military Dept (EMPAG)	.00	25,000.00	.00	.00	
001 000 000 333 83 56 00	FEMA - Homeland Security	.00	.00	.00	.00	
001 000 000 333 90 40 00	HAVA Election Grant	30,734.00	6,575.21	18,610.00	.00	5,400.00
001 000 000 333 93 61 00	EAID GRANT	.00	.00	.00	.00	
001 000 000 333 95 63 00	Support Enforcement	5,800.00	9,504.00	9,000.00	9,109.00	9,000.00
001 000 000 333 96 17 00	DHHS DRE'S	.00	.00	.00	.00	

FERRY COUNTY
 ESTIMATED REVENUE REPORT
 01/07/2009 (Printed 01/07/2009 09:57)

ACCOUNT NUMBER	DESCRIPTION	2007 ESTIMATE	2007 ACTUAL	2008 ESTIMATE	2008 TO DATE	2009 ESTIMATE
001 000 000 333 97 06 00	CCP Homeland Security	.00	.00	.00	.00	1,500.00
001 000 000 333 97 06 01	HOMELAND SECURITY STONEGARDE	.00	.00	.00	.00	220,000.00
001 000 000 333 97 07 00	LETPP WSP EQUIPMENT GRANT	.00	.00	26,830.00	.00	
001 000 000 334 00 11 00	1/2 PROSECUTOR SALARY	30,834.50	31,807.92	52,251.01	46,610.39	74,123.00
001 000 000 334 00 30 00	STATE REIMBURSEMENTS - ELECT	.00	.00	.00	10,021.32	
001 000 000 334 00 31 00	REIMB. VOTER'S REGISTRATION	1,000.00	.00	1,000.00	.00	
001 000 000 334 00 32 00	PRIMARY ELECTION	.00	.00	.00	.00	
001 000 000 334 00 90 00	REET Tech Grant	.00	.00	.00	.00	75,000.00
001 000 000 334 01 10 00	Criminal Justice Training	.00	.00	.00	.00	
001 000 000 334 01 11 00	CJTC-REG SEX OFFENDER	.00	.00	19,000.00	9,500.00	38,000.00
001 000 000 334 01 20 00	ST REIME/WITNESS FEES-JURY S	.00	.00	.00	.00	
001 000 000 334 01 21 00	STATE OAC	.00	230.17-	.00	1,000.00	
001 000 000 334 01 22 00	Public Defense Grant	.00	.00	.00	.00	
001 000 000 334 01 30 00	SEX OFFENDER REGISTRATION	.00	32.00	.00	192.00	
001 000 000 334 03 50 00	Traffic Safety Mini Grants	.00	.00	.00	.00	
001 000 000 334 03 51 00	SCHOOL ZONE GRANT	.00	.00	.00	.00	
001 000 000 334 03 52 00	RADAR GRANT	.00	.00	.00	.00	
001 000 000 334 03 53 00	DUI GRANT/TRAFFIC SAFETY	.00	.00	16,875.00	.00	
001 000 000 334 03 54 00	FC DUI/TSTF TRAVEL	.00	.00	.00	.00	
001 000 000 334 03 55 00	SEATBELT OVERTIME	.00	2,305.70	.00	398.57	
001 000 000 334 03 57 00	DUI/TSTF CONTRACT	.00	.00	.00	12,656.25	16,875.00
001 000 000 334 04 02 00	Emergency Assistance	.00	.00	.00	.00	
001 000 000 334 04 29 00	Victim Witness Grant	15,443.71	6,463.59	27,384.00	27,028.73	36,512.00
001 000 000 334 04 60 00	CHILD SUPPORT/SUPPORT ENFORC	62,945.77	64,453.00	64,710.00	46,920.00	76,447.00
001 000 000 334 04 60 01	CLERK NON SUPPORT	1,000.00	1,584.00	1,500.00	1,610.00	1,500.00
001 000 000 334 04 61 00	JUVENILE RISK ASSESSMENTS	225.00	450.00	.00	.00	400.00
001 000 000 334 04 67 00	JUVENILE DEPENDENCY (DSHS PA	8,000.00	27,787.75	14,700.00	32,374.05	8,000.00
001 000 000 335 00 91 00	P.U.D. EXCISE TAX - TRANS	50,000.00	39,052.37	45,000.00	36,870.83	36,000.00
001 000 000 336 00 93 00	MOTOR VEHICLE FEE	21,000.00	25,603.47	25,000.00	26,924.16	27,000.00
001 000 000 336 00 98 00	County Assistance	226,880.00	298,653.73	226,880.00	209,625.36	226,880.00
001 000 000 336 01 01 00	Witness Fees	.00	.00	50.00	392.30	300.00
001 000 000 336 01 11 00	WA Pilot Drug Enforcemnt Pro	18,750.00	9,200.63	18,750.00	5,657.77	18,750.00
001 000 000 336 01 28 00	Indigent Public Defense	.00	14,140.00	14,000.00	.00	14,000.00
001 000 000 336 04 21 00	I695 Replacement	.00	.00	.00	.00	
001 000 000 336 06 10 00	CRIMINAL JUSTICE - 102	100,000.00	86,892.94	100,000.00	96,813.90	95,000.00
001 000 000 336 06 31 00	ADULT COURT COSTS	1,300.00	1,088.91	1,200.00	1,050.46	1,000.00
001 000 000 336 06 32 00	Juvenile - ESHB 3900	6,300.00	3,216.20	6,300.00	9,756.51	6,500.00
001 000 000 336 06 51 00	DUI/COUNTY-CRIM JUST ASSIST	3,500.00	3,935.17	3,500.00	3,537.11	3,500.00
001 000 000 336 06 92 00	AUTOPSY COSTS	2,000.00	3,808.83	2,000.00	3,705.20	3,000.00
001 000 000 336 06 94 00	LIQUOR EXCISE	9,000.00	10,683.39	10,000.00	11,628.31	10,000.00
001 000 000 336 06 95 00	LIQUOR PROFIT	21,000.00	22,616.44	22,000.00	15,965.31	22,000.00
001 000 000 336 06 95 01	Liquor Profit-Border Area	.00	.00	.00	.00	
001 000 000 338 12 00 00	MUNICIPAL CT CONTRACT/CITY	20,000.00	20,200.00	20,000.00	20,200.00	20,200.00
001 000 000 338 12 01 00	Reimburse Jury Services	200.00	.00	200.00	.00	
001 000 000 338 21 00 00	USFS CONTRACT - SHERIFF	13,000.00	12,941.91	13,000.00	14,500.00	14,500.00
001 000 000 338 21 01 00	LAW ENFORCE SVS-DRUG TASK FO	.00	.00	.00	.00	
001 000 000 338 21 02 00	CITY OF REPUBLIC	.00	.00	.00	274.64	
001 000 000 338 21 03 00	US CUSTOMS/PROJECT ORION	.00	.00	.00	.00	
001 000 000 338 21 04 00	USFS	.00	.00	.00	.00	
001 000 000 338 21 05 00	DNR Fire	.00	.00	.00	.00	
001 000 000 338 21 06 00	Sex Offender Registration	200.00	160.00	200.00	192.00	
001 000 000 338 23 00 00	CARE PRISONERS - OTHER AGENC	300,000.00	295,899.65	290,000.00	254,438.32	290,000.00

FERRY COUNTY
 ESTIMATED REVENUE REPORT
 01/07/2009 (Printed 01/07/2009 09:57)

ACCOUNT NUMBER	DESCRIPTION	2007 ESTIMATE	2007 ACTUAL	2008 ESTIMATE	2008 TO DATE	2009 ESTIMATE
001 000 000 338 23 01 00	SSA REPORTING	.00	.00	.00	.00	
001 000 000 338 23 02 00	INMATE CHARGE - CITY	25,000.00	25,000.00	25,000.00	25,000.00	25,000.00
001 000 000 338 27 00 00	JUVENILE DIVERSION	7,900.00	7,804.24	7,900.00	7,743.44	7,900.00
001 000 000 338 27 01 00	JUVENILE TRUANCY/BECCA	2,500.00	2,216.91	3,000.00	9,075.75	6,500.00
001 000 000 341 21 01 00	AUDITOR'S FILING FEES	20,000.00	28,022.07	22,000.00	16,518.66	20,000.00
001 000 000 341 22 00 00	CIVIL FILING FEES-FINES D.C.	1,400.00	1,504.91	1,600.00	1,368.99	1,300.00
001 000 000 341 22 01 00	ANTI-HAR FILING - COURT C.E.	100.00	.00	.00	.00	
001 000 000 341 23 00 00	CLERKS FEES	3,000.00	10,145.43	4,000.00	7,700.10	5,000.00
001 000 000 341 23 01 00	CIV/PROB FILING	.00	1,456.00	.00	.00	
001 000 000 341 23 02 00	COM/ADOP FAC FEES	.00	.00	.00	.00	
001 000 000 341 23 05 00	UNLAWFUL DETENTION FILING	.00	67.77	.00	.00	
001 000 000 341 23 06 00	Anti-Har Filing	.00	.00	.00	.00	
001 000 000 341 25 00 00	Torrens Filing Fee	.00	.00	25.00	.00	
001 000 000 341 28 00 00	D.C. SMALL CLAIM'S FILINGS	400.00	275.18	200.00	412.77	200.00
001 000 000 341 28 01 00	OTHER FEES - S.C.	.00	28.05	.00	.00	
001 000 000 341 28 02 00	TRANSCRIPTION JUDICIAL DIST	.00	.00	.00	.00	
001 000 000 341 28 03 00	OTHER FILING FEES - D.C.	.00	.00	.00	.00	
001 000 000 341 28 04 00	CIV-SUP PROCEED	.00	.00	.00	.00	
001 000 000 341 29 00 00	TRANSCRIPTION FEES-STEVENS C	500.00	436.70	500.00	297.20	800.00
001 000 000 341 29 01 00	OTHER FIL - MOD FAC	.00	108.00	.00	.00	
001 000 000 341 29 02 00	MOD FILING	.00	.00	.00	.00	
001 000 000 341 29 03 00	OTHER CASE FILINGS	.00	32.40	.00	10.80	
001 000 000 341 29 04 00	TAX WARRANT FILING	.00	389.40	.00	601.80	
001 000 000 341 32 01 00	WRIT/GARN FEES	500.00	232.31	500.00	336.54	500.00
001 000 000 341 32 02 00	D/M COURT REC SERVICE	.00	16.70	.00	13.36	
001 000 000 341 33 01 00	NAME CHANGE ADM	1,500.00	58.95	1,500.00	47.16	1,500.00
001 000 000 341 33 02 00	WARRANT COSTS	.00	509.37	.00	619.38	
001 000 000 341 33 06 00	IT TIME PAY FEE	.00	1,488.61	.00	1,388.04	
001 000 000 341 34 00 00	CLERK'S RECORD SVS/SH OF TRA	2,500.00	6,047.38	2,500.00	4,106.45	4,000.00
001 000 000 341 35 00 00	CERTIFIED COPIES/ACKNOWLEDG	600.00	519.55	600.00	554.92	500.00
001 000 000 341 36 00 00	County Preservation	1,500.00	2,604.00	2,000.00	1,731.00	2,000.00
001 000 000 341 37 01 00	S C Warrant Cost	.00	.14	.00	.00	
001 000 000 341 38 00 00	RECORD SEARCH	50.00	32.00	24.00	32.00	
001 000 000 341 41 01 00	ASSESSOR'S FEES	1,000.00	1,092.00	1,000.00	588.00	1,000.00
001 000 000 341 41 02 00	OPEN SPACE APPLICATION FEES	160.00	288.00	160.00	192.00	200.00
001 000 000 341 42 00 00	Fire Fee	3,750.00	3,674.50	3,750.00	3,667.75	3,600.00
001 000 000 341 45 01 00	ELECTION FEES	9,000.00	.00	10,000.00	.00	5,000.00
001 000 000 341 45 02 00	REIMB - LOCAL ELECTION	.00	5,007.97	.00	7,711.93	
001 000 000 341 48 00 00	MOTOR VEHICLE LICENSE FEES	33,000.00	36,064.00	33,000.00	31,070.50	36,000.00
001 000 000 341 50 00 00	SALE COPIES & PUBL -PLANNER	35.00	35.00	35.00	.00	35.00
001 000 000 341 60 00 00	SALE COPIES - ASSESSOR	400.00	395.25	500.00	158.05	200.00
001 000 000 341 60 01 00	FAX FEE	.00	.00	.00	.00	
001 000 000 341 60 02 00	COMPUTER TIME	.00	.00	.00	.00	
001 000 000 341 60 03 00	AERIAL PHOTOS	.00	.00	.00	.00	
001 000 000 341 60 04 00	SALE OF COPIES - COMMISSIONE	50.00	71.17	.00	88.74	
001 000 000 341 62 00 00	COPIES - DISTRICT COURT	100.00	202.71	150.00	160.04	100.00
001 000 000 341 65 00 00	COPIES - CLERK/SHARE OF TRAN	1,000.00	1,338.10	1,000.00	1,221.55	1,000.00
001 000 000 341 69 00 00	Audio Duplication	.00	.00	.00	.00	
001 000 000 341 69 01 00	Copies/Prosecutor	50.00	6.25	.00	27.75	
001 000 000 341 70 00 00	SALE OF MERCHANDISE	.00	263.88	.00	630.60	500.00
001 000 000 341 70 01 00	INMATE HYGIENE	500.00	794.48	1,000.00	550.69	1,000.00
001 000 000 341 91 01 00	STATE CANDIDATE FILING FEES	.00	249.06	2,000.00	3,944.76	

3

FERRY COUNTY
 ESTIMATED REVENUE REPORT
 01/07/2009 (Printed 01/07/2009 09:57)

ACCOUNT NUMBER	DESCRIPTION	2007 ESTIMATE	2007 ACTUAL	2008 ESTIMATE	2008 TO DATE	2009 ESTIMATE
001 000 000 341 95 00 00	Legal Services	.00	.00	200.00	90.00	100.00
001 000 000 341 99 00 00	PASSPORTS - CLERK	600.00	2,640.00	1,000.00	1,230.00	1,000.00
001 000 000 342 10 00 00	SHERIFF'S FEES	5,000.00	10,757.15	8,000.00	8,700.03	8,000.00
001 000 000 342 33 00 00	Adult Probation Charges	4,000.00	5,979.80	5,400.00	5,072.85	8,000.00
001 000 000 342 33 01 00	Victim Impact	.00	.00	.00	.00	
001 000 000 342 36 00 00	HOME MONITORING	.00	224.14	.00	.00	
001 000 000 342 37 00 00	BOOKING FEES	.00	457.77	.00	741.31	400.00
001 000 000 342 37 01 00	Jail Booking Fees	4,000.00	4,746.67	4,000.00	50.00	
001 000 000 342 37 02 00	Fingerprints	600.00	1,490.00	800.00	956.00	800.00
001 000 000 342 90 00 00	Crim Conv Fee	500.00	957.61	1,000.00	963.60	1,000.00
001 000 000 345 10 01 00	DV FAC PROGRAM	.00	.00	.00	.00	
001 000 000 345 81 00 00	PLANNER FEES	1,325.00	2,075.00	1,450.00	1,975.00	1,450.00
001 000 000 345 81 01 00	SHORT PLATS	1,200.00	2,100.00	1,500.00	2,020.00	1,800.00
001 000 000 345 89 00 00	OTH PLANNING DEVELOP FEES	200.00	250.00	200.00	250.00	200.00
001 000 000 349 10 01 00	Intergovernmental	.00	.00	.00	.00	
001 000 000 349 14 00 00	ACCOUNTING AND AUDITING	.00	.00	.00	.00	
001 000 000 349 21 00 00	LAW ENFORCEMENT SERVICES	.00	943.10	.00	.00	
001 000 000 349 21 01 00	Community Services ITA	3,000.00	4,468.18	4,000.00	4,784.48	4,200.00
001 000 000 349 23 00 00	Community Services - Jail	.00	.00	.00	.00	
001 000 000 349 27 00 00	Juvenile Serv. - Comm Servic	2,000.00	1,000.00	.00	.00	
001 000 000 351 31 00 00	SC - CRIM FILINGS	200.00	725.85	200.00	484.80	500.00
001 000 000 351 50 00 00	Meth Cleanup	.00	.00	.00	.00	
001 000 000 351 80 00 00	CRIME VICTIM PEN ASSES-CLERK	.00	271.26	100.00	.00	
001 000 000 351 80 01 00	CRIME VIC PEN	1,200.00	1,171.84	1,200.00	1,794.46	1,200.00
001 000 000 351 80 03 00	JUVENILE CRIME VICTIM	50.00	234.74	50.00	34.00	
001 000 000 351 91 00 00	OTHER SC PENALTY	1,000.00	759.71	1,000.00	120.57	100.00
001 000 000 351 91 02 00	LAB FEE - BREATH	.00	.00	.00	.00	
001 000 000 351 91 04 00	JUVENILE OFFENDER - FINES	.00	66.80	.00	.00	
001 000 000 351 91 05 00	FEE - BLOOD/BREATH	.00	.00	.00	.00	
001 000 000 352 30 00 00	Mand Ins Cost	100.00	24.56	50.00	.00	50.00
001 000 000 352 90 01 00	OTHER CIVIL PENALTY - D.C.	.00	.00	.00	.00	
001 000 000 353 10 00 00	TRAFFIC INFRACTIONS - D.C.	.00	21,599.86	.00	31,335.87	25,000.00
001 000 000 353 10 01 00	DISABLED PARKING	.00	.00	.00	.00	
001 000 000 353 10 02 00	JIS/TRAUMA	16,000.00	17,177.27	25,000.00	1,073.18	
001 000 000 353 10 97 00	TRAFFIC INFRACT. LEA SNOW AC	.00	.00	.00	.00	
001 000 000 353 70 00 00	OTHER INFRACTION	400.00	672.62	1,000.00	369.43	1,000.00
001 000 000 354 00 00 00	PARKING INFRACTION	.00	.00	.00	74.00	
001 000 000 355 20 00 00	DRIVING INTOXICATED - D.C.	2,000.00	3,087.52	2,000.00	4,158.19	2,500.00
001 000 000 355 80 00 00	OTHER CRIMINAL TRAFFIC- D.C.	2,000.00	4,868.60	3,000.00	3,457.74	3,000.00
001 000 000 356 40 00 00	Boating Safety	.00	.00	.00	.00	
001 000 000 356 90 00 00	NON-TRAFF MISDEM. D.C.	4,000.00	5,478.32	5,000.00	6,012.59	5,000.00
001 000 000 357 20 00 00	COST RECOUP - S.C.	100.00	384.13	100.00	1,492.32	500.00
001 000 000 357 22 00 00	Witness Costs	.00	3.25	.00	.00	
001 000 000 357 23 00 00	PUBLIC DEF RECOUP COSTS-CLER	500.00	774.24	500.00	1,095.75	1,000.00
001 000 000 357 24 00 00	SHERIFF SERVICE COST	100.00	20.69	50.00	230.69	100.00
001 000 000 357 30 00 00	COST RECOUP - D.C.	50.00	1,859.89	100.00	.00	
001 000 000 357 33 00 00	PUBLIC DEFENSE COSTS	2,000.00	2,203.74	2,000.00	2,754.18	2,000.00
001 000 000 357 34 00 00	SHERIFF SERVICE COSTS	400.00	401.69	200.00	536.68	400.00
001 000 000 361 11 00 00	REPO INTEREST	.00	.00	.00	.00	
001 000 000 361 11 01 00	INTEREST ON INVESTMENTS	10,000.00	38,031.53	40,000.00	27,279.65	35,000.00
001 000 000 361 11 02 00	ST POOL INTEREST	140,000.00	173,160.47	120,000.00	72,887.62	95,000.00
001 000 000 361 19 00 00	INVESTMENT SERVICE FEES	6,000.00	10,259.18	10,000.00	8,104.05	8,500.00

FERRY COUNTY
 ESTIMATED REVENUE REPORT
 01/07/2009 (Printed 01/07/2009 09:57)

ACCOUNT NUMBER	DESCRIPTION	2007 ESTIMATE	2007 ACTUAL	2008 ESTIMATE	2008 TO DATE	2009 ESTIMATE
001 000 000 361 40 00 00	INTEREST WARRANT INVEST	750.00	1,824.87	1,200.00	1,338.46	
001 000 000 361 40 01 00	D/M INTERST INCOME	200.00	225.64	75.00	362.50	300.00
001 000 000 361 40 02 00	INTEREST INCOME - SUPERIOR C	250.00	658.60	300.00	271.42	400.00
001 000 000 361 40 03 00	INTEREST INCOME - DIST CT	50.00	11.64	.00	15.32	
001 000 000 361 40 04 00	Sup Crt Interest (Court Co)	250.00	658.60	300.00	271.42	400.00
001 000 000 362 50 00 00	Lease of County Land	.00	.00	.00	.00	
001 000 000 362 50 01 00	Pine Grove Water Lease	.00	.00	.00	10.00	
001 000 000 362 50 02 00	LEASE COUNTY LAND - EAGLE TK	100.00	100.00	100.00	100.00	
001 000 000 362 50 03 00	Franson Peak Cell Tower	.00	.00	.00	5,486.40	
001 000 000 362 80 01 00	PROCEED FROM CANDY MACHINE	.00	.00	.00	.00	
001 000 000 363 00 00 00	INSURANCE RECOVERY	4,395.25	.00	.00	.00	
001 000 000 367 11 00 00	DONATION	.00	55,365.00	18,629.00	56,215.00	56,215.00
001 000 000 367 11 01 00	DONATION - EMERGENCY SERVICE	.00	.00	.00	.00	
001 000 000 369 20 00 00	UNCLAIMED MONEY	.00	35.85	.00	.00	
001 000 000 369 30 00 00	CONFISCATED PROPERTY	.00	.00	.00	.00	
001 000 000 369 40 00 00	RESTITUTION	.00	645.71	.00	36.55	
001 000 000 369 81 00 00	OVER/UNDER CASH COUNT	.00	15.15	.00	13.84	
001 000 000 369 81 02 00	SMALL OVERPAYMENT	.00	23.75	.00	39.00	
001 000 000 369 90 00 00	MISCELLANEOUS	.00	37.60	.00	659.39	
001 000 000 369 90 01 00	NSF CHECK CHARGE	.00	716.00	500.00	455.00	
001 000 000 369 90 02 00	Cancelled Treasurer Checks	.00	.00	.00	.00	
001 000 000 369 90 03 00	PRIOR YEAR REFUND	.00	1,874.46	.00	7,515.33	200,000.00
001 000 000 369 90 04 00	Misc Prosecutor Reimbursemen	.00	26.08	.00	19.56	
001 000 000 369 90 05 00	Cancel Inmate Checks	.00	.00	.00	.00	
001 000 000 369 90 06 00	CIVIL SERVICE TEST	.00	.00	.00	.00	
001 000 000 369 90 07 00	MISC REVENUE/ DIST CT	100.00	98.82	50.00	55.14	50.00
001 000 000 369 90 08 00	Prior Year Cancelled Warrant	.00	.00	.00	100.00	
001 000 000 381 10 00 00	INTERFUND LOANS	.00	.00	.00	.00	
001 000 000 381 20 00 00	REPAYMENT OF LOANS	.00	.00	.00	.00	
001 000 000 386 83 00 00	JIS/TRAUMA	.00	519.67	.00	.00	
001 000 000 386 97 01 00	LOCAL/JIS ACCOUNT	.00	.00	.00	.00	
001 000 000 386 99 00 00	SCHOOL ZONE SAFETY	.00	.00	.00	.00	
001 000 000 389 00 00 00	CANCELLED WARRANTS-PRIOR YEA	.00	.00	.00	.00	
001 000 000 389 00 01 00	REIMBURSEMENTS/REFUNDS	.00	.00	.00	.00	
001 000 000 389 00 02 00	MISC NON-REVENUE	.00	.00	.00	.00	
001 000 000 389 00 03 00	REIMBURSEMENT PBX	.00	.00	.00	.00	
001 000 000 395 10 00 00	SALE OF SURPLUS MATERIAL	.00	.00	.00	10,262.25	
001 000 000 395 20 00 00	INSURANCE RECOVERY	.00	7,443.13	.00	4,005.39	
001 000 000 397 00 00 00	Transfers In	28,264.00	27,268.71	24,298.00	125,537.33	1,745.00
001 000 000 397 00 01 00	DIVERTED ROAD TRANSFER	570,451.00	660,346.82	536,750.00	573,463.04	
001 000 000 397 00 12 00	UNICORP. CAP. IMP TRANSFER	.00	.00	.00	.00	
001 000 000 397 00 17 00	GROWTH MANAGEMENT TRANSFER	.00	.00	.00	.00	
	Grand Total Current Expense	4,183,821.48	4,066,542.48	4,918,070.22	4,023,256.13	5,121,005.17

5

2009 FERRY COUNTY FINAL BUDGET

Description	07 Actual	08 Budget	'08 YTD	2009 Add	Subtract	Final
				Estimate		
AGENT	87,630	96,771	47,989	100,688	0	99,244
ASSESSOR	211,097	312,621	131,947	327,174	0	323,658
AUDITOR	178,516	206,534	114,752	210,067	0	203,184
BOE	1,962	2,750	1,221	3,300	0	3,300
CIVIL SERVICE	1,783	5,500	48	7,317	0	7,249
CLERK	149,320	171,040	77,410	193,853	0	174,715
COMMISSIONERS	288,487	349,095	169,095	332,839	2,945	335,784
CORONER	9,206	6,075	4,775	6,075	0	6,075
COURTHOUSE AD	116,916	128,323	71,208	137,390	0	133,122
DISTRICT CT	217,998	239,981	112,261	251,194	1,222	252,416
ELECTION	57,424	80,609	30,912	69,638	0	67,167
EMERGENCY MGMNT	24,640	12,000	0	0	0	0
HOMELAND SECURITY	25,988	14,613	0	21,171	220,000	241,171
JAIL	355,441	385,506	180,005	421,564	0	374,333
JAIL CJ	74,447	134,000	57,982	130,000	10,000	140,000
JUVENILE	78,853	91,009	39,187	92,996	0	91,828
MISC NON-DEPT	329,483	374,881	132,582	867,173	0	603,531
NETCH	93,677	105,307	78,980	105,307	0	98,202
PBX	19,799	21,000	13,652	21,000	0	21,000
PLANNING	168,896	238,979	103,404	226,325	0	210,889
PROSECUTOR	224,043	252,252	127,952	321,329	0	309,992
SUPPORT	60,688	65,207	29,890	77,856	0	76,447
SHERIFF	771,545	888,468	401,262	891,940	0	891,234
STATE EXAM	10,979	42,500	0	15,000	0	15,000
SUPERIOR CRT	158,245	184,486	104,890	211,995	0	210,335
TREASURER	144,551	175,993	77,476	185,259	0	181,129
ENDING CASH	1,482,397	50,000	48,482	50,000	0	50,000
GRAND TOTAL ALL	5,344,011	4,635,500	2,157,362	5,278,450	234,167	5,121,005
REVENUE	5,344,011	4,653,507	4,136,470	4,473,314	647,691	5,121,005
BALANCE				-805,136		0

FERRY COUNTY
 ESTIMATED EXPENDITURE REPORT
 01/06/2009 (Printed 01/06/2009 15:18)

ACCOUNT NUMBER	DESCRIPTION	2007 APPROPRIATED	2007 ACTUAL	2008 APPROPRIATED	2008 TO DATE	2009 APPROPRIATED
	CURRENT EXPENSE FUND					
	ENDING CASH					
001 001 000 508 00 00 00	Ending Cash Balance	26,379.94	.00	431.97	.00	50,000.00
	TOTAL ENDING CASH	26,379.94	.00	431.97	.00	50,000.00

FERRY COUNTY
 ESTIMATED EXPENDITURE REPORT
 01/06/2009 (Printed 01/06/2009 15:18)

ACCOUNT NUMBER	DESCRIPTION	2007 APPROPRIATED	2007 ACTUAL	2008 APPROPRIATED	2008 TO DATE	2009 APPROPRIATED
AGENT						
001 111 000 571 21 10 00	SALARY	.00	40,977.76	.00	35,139.32	
001 111 000 571 21 10 01	Agent	12,995.00	15,710.98	13,690.00	16,382.06	14,550.00
001 111 000 571 21 10 02	Administrative Assistant	32,304.07	.00	33,304.07	.00	34,304.07
001 111 000 571 21 10 03	Administrative Professional	12,843.71	7,709.72	15,810.00	15,489.55	16,021.20
001 111 000 571 21 10 04	Part-time-Secretary	500.00	.00	2,500.00	.00	2,500.00
001 111 000 571 21 10 05	Longevity	3,250.00	.00	3,500.00	.00	3,605.00
	SUBTOTAL SALARIES	61,892.78	64,398.46	68,804.07	67,010.93	70,980.27
001 111 000 571 21 20 00	BENEFITS	14,912.00	12,278.12	13,066.87	12,372.49	12,838.30
	SUBTOTAL BENEFITS	14,912.00	12,278.12	13,066.87	12,372.49	12,838.30
001 111 000 571 21 31 00	Office Supplies	4,500.00	4,525.95	5,000.00	4,937.44	5,000.00
001 111 000 571 21 42 00	Communications	400.00	.00	400.00	28.00	400.00
001 111 000 571 21 43 00	Travel	4,800.00	4,562.82	7,500.00	6,601.83	8,000.00
001 111 000 571 21 48 00	Repairs & Maintenance	2,000.00	1,865.11	2,000.00	2,154.31	2,000.00
001 111 000 571 21 49 00	MISC	.00	.00	.00	115.00	25.00
	TOTAL AGENT	88,504.78	87,630.46	96,770.94	93,220.00	99,243.57

FERRY COUNTY
 ESTIMATED EXPENDITURE REPORT
 01/06/2009 (Printed 01/06/2009 15:18)

ACCOUNT NUMBER	DESCRIPTION	2007 APPROPRIATED	2007 ACTUAL	2008 APPROPRIATED	2008 TO DATE	2009 APPROPRIATED
ASSESSOR						
001 112 000 514 24 10 00	SALARY	.00	126,236.97	.00	130,982.43	
001 112 000 514 24 10 01	Assessor	37,278.00	.00	38,528.00	.00	39,778.00
001 112 000 514 24 10 02	Chief Deputy	32,304.07	.00	33,304.07	.00	34,304.07
001 112 000 514 24 10 03	Chief Appraiser	34,120.72	.00	35,120.72	.00	36,120.72
001 112 000 514 24 10 04	Real Property Deputy	20,550.35	.00	21,350.35	.00	22,150.35
001 112 000 514 24 10 05	Longevity	2,850.00	.00	3,058.24	.00	3,835.00
	SUBTOTAL SALARIES	127,103.14	126,236.97	131,361.38	130,982.43	136,188.14
001 112 000 514 24 20 00	BENEFITS	41,346.86	40,346.44	50,365.61	48,524.42	49,438.01
	SUBTOTAL BENEFITS	41,346.86	40,346.44	50,365.61	48,524.42	49,438.01
001 112 000 514 24 31 00	Office Supplies	4,200.00	2,927.51	4,200.00	3,823.04	4,200.00
001 112 000 514 24 32 00	Fuel Consumed	1,200.00	1,808.93	1,200.00	1,547.94	2,200.00
001 112 000 514 24 41 00	Mapping & Appraisals	1,000.00	1,179.09	1,000.00	47,460.23	1,000.00
001 112 000 514 24 42 00	Communications	2,200.00	2,330.23	2,200.00	2,618.32	2,200.00
001 112 000 514 24 43 00	Travel	1,600.00	2,704.38	3,500.00	3,705.63	3,500.00
001 112 000 514 24 44 00	ADVERTISING	.00	.00	.00	969.26	
001 112 000 514 24 45 00	Rent (Copier)	2,500.00	2,078.22	2,500.00	2,259.46	2,500.00
001 112 000 514 24 48 00	Repairs & Maintenance	1,000.00	2,186.66	1,000.00	2,645.68	1,000.00
001 112 000 514 24 48 01	Terra Scan Maintenance Fees	26,200.00	13,515.29	13,000.00	13,515.32	15,300.00
001 112 000 514 24 48 02	TaxSifter Maintenance	.00	158.54	.00	.00	
001 112 000 514 24 49 00	Education/Dues	1,500.00	700.00	1,000.00	1,095.00	1,000.00
001 112 000 591 14 75 00	Leased Equipment Principal	7,000.00	6,666.94	5,392.52	5,392.53	5,748.43
001 112 000 592 14 83 00	Leased Equipment Interest	.00	.00	1,139.73	1,139.73	783.83
001 112 000 594 14 64 00	EQUIPMENT	2,500.00	4,169.72	92,262.00	1,790.99	96,600.00
001 112 000 597 00 55 00	Transfer to Equipment Fund	1,327.00	4,088.07	2,500.00	1,514.75	2,000.00
	TOTAL ASSESSOR	220,677.00	211,096.99	312,621.24	268,984.73	323,658.41

FERRY COUNTY
ESTIMATED EXPENDITURE REPORT
01/06/2009 (Printed 01/06/2009 15:18)

ACCOUNT NUMBER	DESCRIPTION	2007 APPROPRIATED	2007 ACTUAL	2008 APPROPRIATED	2008 TO DATE	2009 APPROPRIATED
AUDITOR						
001 113 000 514 23 10 00	SALARY	.00	124,872.53	.00	133,182.73	
001 113 000 514 23 10 01	Auditor	37,278.00	.00	38,528.00	.00	39,778.00
001 113 000 514 23 10 02	Chief Accountant/Controller	40,301.04	.00	41,301.04	.00	42,301.00
001 113 000 514 23 10 03	Accountant	35,355.84	.00	36,355.84	.00	37,356.00
001 113 000 514 23 10 04	Longevity	4,750.00	.00	4,750.00	.00	6,000.00
001 113 000 514 23 10 05	Deputy Auditor	7,000.00	.00	13,343.71	.00	13,844.00
	SUBTOTAL SALARIES	124,684.88	124,872.53	134,278.59	133,182.73	139,279.00
001 113 000 514 23 20 00	BENEFITS	36,790.05	36,199.27	47,055.63	44,816.57	46,605.00
	SUBTOTAL BENEFITS	36,790.05	36,199.27	47,055.63	44,816.57	46,605.00
001 113 000 514 23 31 00	Office Supplies	4,500.00	3,656.89	4,500.00	3,344.31	4,000.00
001 113 000 514 23 41 00	Professional Services	.00	.00	.00	83.40	
001 113 000 514 23 42 00	Communications	3,600.00	4,312.26	3,600.00	5,332.92	4,000.00
001 113 000 514 23 43 00	Travel	1,600.00	1,088.89	1,600.00	1,756.53	2,200.00
001 113 000 514 23 44 00	Advertising	.00	.00	.00	31.08	
001 113 000 514 23 45 00	Rent	2,000.00	2,161.26	2,000.00	2,334.45	2,300.00
001 113 000 514 23 48 00	Repairs & Maintenance	1,200.00	274.77	1,200.00	212.91	500.00
001 113 000 514 23 48 01	ASP Maintenance Fees	1,650.00	2,820.66	1,800.00	1,868.56	1,800.00
001 113 000 514 23 49 00	Miscellaneous	500.00	290.00	500.00	600.00	500.00
001 113 000 594 14 64 00	Equipment	.00	.00	12,500.00	9,857.02	2,000.00
001 113 000 594 23 64 00	Equipment-See 594.14.64	2,700.00	2,839.13	.00	.00	
	TOTAL AUDITOR	179,224.93	178,515.66	209,034.22	203,420.48	203,184.00

31
05

FERRY COUNTY
 ESTIMATED EXPENDITURE REPORT
 01/06/2009 (Printed 01/06/2009 15:18)

ACCOUNT NUMBER	DESCRIPTION	2007 APPROPRIATED	2007 ACTUAL	2008 APPROPRIATED	2008 TO DATE	2009 APPROPRIATED
BOARD OF EQUALIZATION						
001 110 000 514 24 10 00	SALARY	2,000.00	1,238.09	1,500.00	1,450.00	2,000.00
	SUBTOTAL SALARIES	2,000.00	1,238.09	1,500.00	1,450.00	2,000.00
001 110 000 514 24 20 00	BENEFITS	200.00	39.85	200.00	132.33	200.00
	SUBTOTAL BENEFITS	200.00	39.85	200.00	132.33	200.00
001 110 000 514 24 31 00	Office Supplies	.00	.00	.00	.00	50.00
001 110 000 514 24 42 00	Communication	100.00	14.86	100.00	102.19	50.00
001 110 000 514 24 43 00	Travel	1,000.00	669.65	1,900.00	1,761.52	1,000.00
001 110 000 514 24 44 00	Advertising	.00	.00	300.00	225.00	
	TOTAL BOARD OF EQUALIZATION	3,300.00	1,962.45	4,000.00	3,671.04	3,300.00

FERRY COUNTY
 ESTIMATED EXPENDITURE REPORT
 01/06/2009 (Printed 01/06/2009 15:18)

ACCOUNT NUMBER	DESCRIPTION	2007 APPROPRIATED	2007 ACTUAL	2008 APPROPRIATED	2008 TO DATE	2009 APPROPRIATED
CIVIL SERVICE						
001 009 000 521 10 10 00	Salary	3,350.00	975.00	3,350.00	1,334.37	2,769.00
	SUBTOTAL SALARIES	3,350.00	975.00	3,350.00	1,334.37	2,769.00
001 009 000 521 10 20 00	Benefits	372.00	96.52	372.00	662.20	1,130.00
	SUBTOTAL BENEFITS	372.00	96.52	372.00	662.20	1,130.00
001 009 000 521 10 31 00	Office Supplies	200.00	86.21	200.00	.00	200.00
001 009 000 521 10 31 01	Operating Supplies/Tests	50.00	.00	50.00	25.00	200.00
001 009 000 521 10 41 00	Professional Services	250.00	.00	250.00	.00	
001 009 000 521 10 42 00	Communication	150.00	62.65	150.00	.00	150.00
001 009 000 521 10 43 00	Travel	100.00	232.80	100.00	818.69	300.00
001 009 000 521 10 44 00	Advertising	800.00	329.84	800.00	728.96	2,500.00
001 009 000 521 10 45 00	Rent	200.00	.00	200.00	.00	
001 009 000 521 10 49 00	Printing	28.00	.00	28.00	.00	
	TOTAL CIVIL SERVICE	5,500.00	1,783.02	5,500.00	3,569.22	7,249.00

FERRY COUNTY
 ESTIMATED EXPENDITURE REPORT
 01/06/2009 (Printed 01/06/2009 15:18)

ACCOUNT NUMBER	DESCRIPTION	2007 APPROPRIATED	2007 ACTUAL	2008 APPROPRIATED	2008 TO DATE	2009 APPROPRIATED
CLERK						
001 115 000 512 30 10 00	SALARY	.00	98,963.95	.00	102,239.74	
001 115 000 512 30 10 01	Clerk	37,278.00	.00	38,528.00	.00	39,778.00
001 115 000 512 30 10 02	Chief Deputy	32,304.07	.00	33,304.07	.00	34,304.07
001 115 000 512 30 10 03	Deputy	25,687.41	.00	26,687.41	.00	27,687.41
001 115 000 512 30 10 04	Longevity	4,000.00	.00	4,250.00	.00	4,375.00
001 115 000 512 30 11 00	Overtime	500.00	.00	500.00	.00	500.00
	SUBTOTAL SALARIES	99,769.48	98,963.95	103,269.48	102,239.74	106,644.48
001 115 000 512 30 20 00	BENEFITS	31,646.06	30,865.58	38,520.82	37,081.18	37,820.00
	SUBTOTAL BENEFITS	31,646.06	30,865.58	38,520.82	37,081.18	37,820.00
001 115 000 512 30 31 00	Supplies	2,000.00	1,591.66	2,000.00	1,749.18	2,000.00
001 115 000 512 30 42 00	Communications	1,500.00	1,126.64	1,500.00	1,163.26	1,500.00
001 115 000 512 30 43 00	Travel	1,500.00	1,440.86	2,000.00	1,267.65	2,500.00
001 115 000 512 30 44 00	ADVERTISING	.00	830.64	1,000.00	.00	
001 115 000 512 30 48 00	Repairs & Maintenance	3,500.00	3,211.87	3,500.00	3,174.20	4,000.00
001 115 000 512 30 49 00	Education	.00	.00	.00	75.00	
001 115 000 512 30 49 01	Misc Dues & Freight	500.00	350.00	500.00	424.00	500.00
001 115 000 594 12 64 00	Equipment	.00	.00	.00	.00	1,000.00
	TOTAL CLERK	140,415.54	138,381.20	152,290.30	147,174.21	155,964.48

FERRY COUNTY
 ESTIMATED EXPENDITURE REPORT
 01/06/2009 (Printed 01/06/2009 15:18)

ACCOUNT NUMBER	DESCRIPTION	2007 APPROPRIATED	2007 ACTUAL	2008 APPROPRIATED	2008 TO DATE	2009 APPROPRIATED
CLERK DRUG PILOT PROGRAM						
001 115 100 512 30 10 00	Salary	9,000.00	8,326.81	14,000.00	2,504.57	12,000.00
001 115 100 512 30 11 00	Overtime	.00	.00	1,000.00	.00	2,000.00
001 115 100 512 30 20 00	Benefits	900.00	797.22	1,400.00	238.65	1,200.00
001 115 100 512 30 31 00	Supplies	500.00	.00	500.00	.00	500.00
001 115 100 512 30 42 00	Communications	350.00	.00	350.00	.00	500.00
001 115 100 512 30 48 00	Repairs & Maintenance	.00	.00	.00	.00	1,050.00
001 115 100 594 12 64 00	DRUG ENFORCE EQUIPMENT	8,000.00	1,815.03	1,500.00	941.98	1,500.00
	TOTAL CLERK DRUG PILOT PROG	18,750.00	10,939.06	18,750.00	3,685.20	18,750.00

FERRY COUNTY
 ESTIMATED EXPENDITURE REPORT
 01/06/2009 (Printed 01/06/2009 15:18)

ACCOUNT NUMBER	DESCRIPTION	2007 APPROPRIATED	2007 ACTUAL	2008 APPROPRIATED	2008 TO DATE	2009 APPROPRIATED
COMMISSIONERS						
001 116 000 511 60 10 00	SALARY	.00	186,856.15	.00	202,641.12	
001 116 000 511 60 10 01	Commissioner	38,500.00	.00	39,750.00	.00	41,000.00
001 116 000 511 60 10 02	Commissioner	38,500.00	.00	39,750.00	.00	41,000.00
001 116 000 511 60 10 03	Commissioner	38,500.00	.00	39,750.00	.00	41,000.00
001 116 000 511 60 10 04	Clerk of the Board	36,091.53	.00	37,091.53	.00	36,304.07
001 116 000 511 60 10 05	Deputy Clerk of the Board	27,012.41	.00	33,304.07	.00	24,918.66
001 116 000 511 60 10 06	Longevity	1,500.00	.00	2,125.00	.00	1,000.00
001 116 000 511 60 10 07	Deputy Clerk 60% Time	12,843.71	.00	13,343.71	.00	19,381.20
	SUBTOTAL SALARIES	192,947.65	186,856.15	205,114.31	202,641.12	204,603.93
001 116 000 511 60 20 00	BENEFITS	55,424.83	52,094.65	69,880.81	61,779.72	69,679.63
	SUBTOTAL BENEFITS	55,424.83	52,094.65	69,880.81	61,779.72	69,679.63
001 116 000 511 60 31 00	Office Supplies	2,000.00	1,709.30	6,000.00	5,780.93	2,000.00
001 116 000 511 60 41 00	Professional Services	6,000.00	4,250.00	45,500.00	19,578.32	20,000.00
001 116 000 511 60 42 00	Communications	1,500.00	1,634.80	1,500.00	2,280.30	2,000.00
001 116 000 511 60 43 00	Travel	25,000.00	29,028.84	30,000.00	35,816.89	30,000.00
001 116 000 511 60 44 00	Advertising	2,000.00	1,655.90	2,000.00	2,819.72	2,000.00
001 116 000 511 60 45 00	Rent	2,500.00	2,639.68	3,100.00	4,123.35	3,500.00
001 116 000 511 60 49 00	WSAC Dues	.00	.00	.00	85.00	
001 116 000 594 11 64 00	Equipment	8,500.00	8,617.45	27,000.00	29,897.35	2,000.00
001 116 000 597 00 55 00	Water Conservancy Contributi	.00	.00	.00	.00	
	TOTAL COMMISSIONERS	295,872.48	288,486.77	390,095.12	364,802.70	335,783.56

FERRY COUNTY
 ESTIMATED EXPENDITURE REPORT
 01/06/2009 (Printed 01/06/2009 15:18)

ACCOUNT NUMBER	DESCRIPTION	2007 APPROPRIATED	2007 ACTUAL	2008 APPROPRIATED	2008 TO DATE	2009 APPROPRIATED
CORONER						
001 125 000 551 30 49 00	Indigent Burial	700.00	.00	700.00	.00	700.00
001 125 000 563 00 31 00	Office Supplies	125.00	477.58	125.00	438.80	125.00
001 125 000 563 00 43 00	Travel	250.00	330.32	250.00	171.42	250.00
001 125 000 563 00 49 00	Inquest & Autopsies	8,131.37	8,398.47	11,800.00	12,227.43	5,000.00
	TOTAL CORONER	9,206.37	9,206.37	12,875.00	12,837.65	6,075.00

16

FERRY COUNTY
 ESTIMATED EXPENDITURE REPORT
 01/06/2009 (Printed 01/06/2009 15:18)

ACCOUNT NUMBER	DESCRIPTION	2007 APPROPRIATED	2007 ACTUAL	2008 APPROPRIATED	2008 TO DATE	2009 APPROPRIATED
COURTHOUSE ADMINISTRATION						
001 124 000 518 30 10 00	SALARY	25,687.41	22,600.14	27,267.41	26,745.31	27,687.41
001 124 000 518 30 10 01	Longevity	.00	.00	.00	.00	
001 124 000 518 30 11 00	Overtime	.00	.00	.00	359.22	
	SUBTOTAL SALARIES	25,687.41	22,600.14	27,267.41	27,104.53	27,687.41
001 124 000 518 30 20 00	BENEFITS	9,538.94	5,737.65	13,575.15	12,924.04	13,034.52
	SUBTOTAL BENEFITS	9,538.94	5,737.65	13,575.15	12,924.04	13,034.52
001 124 000 518 30 31 00	Operating Supplies	3,000.00	3,767.08	3,500.00	2,976.35	3,000.00
001 124 000 518 30 31 01	Security & Safety Supplies	.00	.00	.00	.00	1,500.00
001 124 000 518 30 32 00	Fuel Consumed	20,000.00	20,024.37	21,000.00	15,262.92	22,500.00
001 124 000 518 30 41 00	Professional Services	6,310.00	5,699.53	3,000.00	4,140.92	3,000.00
001 124 000 518 30 42 00	COMMUNICATIONS	.00	.00	.00	7.03	
001 124 000 518 30 43 00	Travel	500.00	713.06	.00	.00	300.00
001 124 000 518 30 45 00	Rent	250.00	.00	250.00	.00	
001 124 000 518 30 47 00	Utility Service	48,428.75	49,887.58	50,000.00	55,333.97	55,000.00
001 124 000 518 30 48 00	Repairs & Maintenance	7,895.25	8,276.04	9,750.00	9,222.17	5,000.00
001 124 000 518 30 49 00	MISC	.00	56.70	300.00	58.60	
001 124 000 594 18 63 00	Landscaping	100.00	.00	100.00	96.85	100.00
001 124 000 594 18 64 00	Machinery & Equipment	200.00	154.06	200.00	772.34	2,000.00
	TOTAL COURTHOUSE ADMIN	121,910.35	116,916.21	128,942.56	127,899.72	133,121.93

FERRY COUNTY
 ESTIMATED EXPENDITURE REPORT
 01/06/2009 (Printed 01/06/2009 15:18)

ACCOUNT NUMBER	DESCRIPTION	2007 APPROPRIATED	2007 ACTUAL	2008 APPROPRIATED	2008 TO DATE	2009 APPROPRIATED
DISTRICT COURT						
001 117 000 512 40 10 00	SALARY	.00	118,047.08	.00	126,129.68	
001 117 000 512 40 10 01	Judge	45,241.92	.00	48,324.00	.00	51,016.00
001 117 000 512 40 10 02	District Court Administrator	32,304.07	.00	33,304.07	.00	34,304.00
001 117 000 512 40 10 03	Legal Asst. 3 - 60%	22,008.64	.00	25,353.03	.00	17,711.00
001 117 000 512 40 10 04	Legal Asst. #1	17,981.19	.00	17,111.00	.00	27,687.00
001 117 000 512 40 10 05	Longevity	2,245.00	.00	2,468.00	.00	2,750.00
001 117 000 512 40 11 00	OVERTIME	1,000.00	313.34	1,000.00	19.80	1,000.00
	SUBTOTAL SALARIES	120,780.82	118,360.42	127,560.10	126,149.48	134,468.00
001 117 000 512 40 20 00	BENEFITS	31,430.90	30,706.41	34,550.66	33,490.75	35,882.00
	SUBTOTAL BENEFITS	31,430.90	30,706.41	34,550.66	33,490.75	35,882.00
001 117 000 512 40 31 00	Office Supplies	3,000.00	5,207.36	5,000.00	6,013.88	5,000.00
001 117 000 512 40 31 01	Law Books	365.00	504.07	1,000.00	956.58	1,000.00
001 117 000 512 40 41 00	Public Defender	48,000.00	48,000.00	48,000.00	48,000.00	51,696.00
001 117 000 512 40 41 01	Judge Pro Tem	1,000.00	443.65	1,000.00	664.24	1,000.00
001 117 000 512 40 41 02	Jury Fees & Legal Aid	11,400.00	4,745.77	10,000.00	3,609.17	10,000.00
001 117 000 512 40 42 00	Communications	2,300.00	1,478.74	3,000.00	2,218.03	3,500.00
001 117 000 512 40 43 00	Travel	725.00	1,010.09	725.00	124.23	725.00
001 117 000 512 40 43 01	Jury & Witness Mileage	4,000.00	1,023.86	3,000.00	2,082.96	3,000.00
001 117 000 512 40 44 00	Advertising	145.00	27.00	145.00	47.60	145.00
001 117 000 512 40 45 00	Rent	3,150.00	3,201.42	3,150.00	2,200.64	3,150.00
001 117 000 512 40 48 00	Repairs & Maintenance	1,100.00	1,055.38	1,100.00	1,601.76	1,100.00
001 117 000 512 40 49 00	Miscellaneous	1,250.00	1,555.30	1,250.00	1,079.84	1,250.00
001 117 000 594 12 64 00	Equipment	500.00	678.22	500.00	429.91	500.00
	TOTAL DISTRICT COURT	229,146.72	217,997.69	239,980.76	228,669.07	252,416.00

FERRY COUNTY
 ESTIMATED EXPENDITURE REPORT
 01/06/2009 (Printed 01/06/2009 15:18)

ACCOUNT NUMBER	DESCRIPTION	2007 APPROPRIATED	2007 ACTUAL	2008 APPROPRIATED	2008 TO DATE	2009 APPROPRIATED
ELECTIONS						
001 114 000 511 70 10 00	SALARY - Administrator	25,687.41	25,762.26	26,687.41	30,554.07	27,687.41
001 114 000 511 70 10 01	Longevity	.00	.00	.00	.00	
001 114 000 511 70 10 02	Part-time	6,400.00	.00	6,400.00	.00	6,400.00
001 114 000 511 70 11 00	OVERTIME	500.00	31.16	500.00	.00	500.00
	SUBTOTAL SALARIES	32,587.41	25,793.42	33,587.41	30,554.07	34,587.41
001 114 000 511 70 20 00	BENEFITS	10,397.67	3,901.81	12,411.17	4,371.41	5,680.00
	SUBTOTAL BENEFITS	10,397.67	3,901.81	12,411.17	4,371.41	5,680.00
001 114 000 511 70 31 00	Supplies	500.00	1,054.08	1,500.00	1,347.01	4,000.00
001 114 000 511 70 41 00	PROFESSIONAL SERVICES	.00	154.77	.00	.00	
001 114 000 511 70 41 01	Registration of Voters	2,500.00	235.20	500.00	642.09	500.00
001 114 000 511 70 41 02	Primary, General, Special	10,000.00	2,988.50	12,000.00	10,927.85	3,000.00
001 114 000 511 70 42 00	Postage & Communication	.00	.00	.00	27.00	2,000.00
001 114 000 511 70 43 00	Travel	1,500.00	2,621.17	1,500.00	2,361.21	2,000.00
001 114 000 511 70 43 01	VOTER REG SYSTEM TRAVEL	.00	35.00	.00	.00	
001 114 000 511 70 44 00	Advertising	.00	.00	.00	.00	
001 114 000 511 70 48 00	Maintenance Agreement	9,360.00	8,716.52	9,360.00	10,069.83	9,000.00
001 114 000 511 70 49 00	Voter Outreach	500.00	488.34	500.00	29.00	500.00
001 114 000 591 11 79 00	Principal	.00	.00	.00	.00	
001 114 000 592 11 83 00	Interest	.00	.00	.00	.00	
001 114 000 594 11 64 00	Equipment	.00	1,283.97	.00	308.95	
001 114 000 594 11 64 01	Voters Registration System	.00	.00	.00	.00	
001 114 100 511 70 31 00	Supplies - HAVA Grant	.00	1,222.73	.00	.00	
001 114 100 511 70 41 00	Professional Serv - HAVA Gra	16,095.00	7,776.01	2,250.00	.00	
001 114 100 511 70 49 00	VOTER OUTREACH - HAVA GRANT	.00	.00	.00	.00	
001 114 100 511 70 49 01	HAVA Training-Officials	5,279.00	1,152.13	7,000.00	1,599.82	5,400.00
001 114 100 594 11 64 00	Equipment - HAVA Grant	.00	.00	.00	23.48	
	TOTAL ELECTIONS	88,719.08	57,423.65	80,608.58	62,261.72	67,167.41

FERRY COUNTY
 ESTIMATED EXPENDITURE REPORT
 01/06/2009 (Printed 01/06/2009 15:18)

ACCOUNT NUMBER	DESCRIPTION	2007 APPROPRIATED	2007 ACTUAL	2008 APPROPRIATED	2008 TO DATE	2009 APPROPRIATED
EMERGENCY MANAGEMENT DEPT						
001 126 000 525 10 10 00	Salaries	.00	.00	.00	.00	.00
001 126 000 525 10 11 00	Overtime	.00	.00	.00	.00	.00
	SUBTOTAL SALARIES	.00	.00	.00	.00	.00
001 126 000 525 10 20 00	Benefits	.00	.00	.00	.00	.00
	SUBTOTAL BENEFITS	.00	.00	.00	.00	.00
001 126 000 525 10 31 00	Supplies	.00	.00	4,000.00	1,141.71	
001 126 000 525 10 31 01	Supplies-Homeland Sec. 02 Bd	.00	.00	.00	.00	
001 126 000 525 10 32 00	Fuel Consumed	.00	.00	.00	.00	
001 126 000 525 10 41 00	Professional Services	24,640.00	24,640.00	.00	.00	
001 126 000 525 10 42 00	Communications	.00	.00	.00	.00	
001 126 000 525 10 43 00	Travel	.00	.00	.00	.00	
001 126 000 525 10 47 00	Utilities	.00	.00	.00	.00	
001 126 000 525 10 48 00	REPAIRS & MAINTENANCE	.00	.00	.00	.00	
001 126 000 525 10 49 00	Misc. Printing	.00	.00	.00	896.11	
001 126 000 594 25 64 00	Equipment	.00	.00	8,000.00	8,286.72	
	TOTAL EMERGENCY MANAGEMENT	24,640.00	24,640.00	12,000.00	10,324.54	

FERRY COUNTY
 ESTIMATED EXPENDITURE REPORT
 01/06/2009 (Printed 01/06/2009 15:18)

ACCOUNT NUMBER	DESCRIPTION	2007 APPROPRIATED	2007 ACTUAL	2008 APPROPRIATED	2008 TO DATE	2009 APPROPRIATED
HOMELAND SECURITY						
001 005 005 525 60 10 00	Coordinator	1,716.00	1,716.00	.00	14,848.63	10,900.00
001 005 005 525 60 10 01	Assistant Coordinator	.00	.00	.00	.00	
	Subtotal Salaries	1,716.00	1,716.00	.00	14,848.63	10,900.00
001 005 005 525 60 20 00	Benefits	508.00	508.00	.00	.00	4,679.00
	Subtotal Benefits	508.00	508.00	.00	.00	4,679.00
001 005 005 525 60 31 00	Supplies	.00	.00	.00	225.00	2,155.00
001 005 005 525 60 31 01	Supplies - CCP	.00	.00	.00	.00	1,100.00
001 005 005 525 60 43 00	Travel	.00	.00	.00	456.57	1,937.00
001 005 005 525 60 43 01	Travel - CCP	.00	.00	.00	.00	400.00
001 005 005 594 25 64 00	Equipment	.00	.00	.00	.00	
001 005 005 594 25 64 01	Equipment - LETPP Grant	.00	.00	26,830.00	23,844.65	
	Total Homeland Security	2,224.00	2,224.00	26,830.00	39,374.85	21,171.00