



Oath of Authenticity

STATE OF WASHINGTON)
) ss.
COUNTY OF SKAMANIA)


I solemnly swear that the unofficial returns and supporting documentation of the Special Election held on April 23, 2019, in Skamania County, State of Washington, are true and correct.




Robert J. Waymire, County Auditor

Subscribed and sworn before me this 3rd day of May 2019



Tom Lannen, County Legislative Authority (witness)
RICHARD MAHAR


Adam Kick, County Prosecuting Attorney (witness)


Certification of the Canvassing Board

STATE OF WASHINGTON)
) ss.
COUNTY OF SKAMANIA)

The undersigned officers designated by law as constituting the Canvassing Board for the County of Skamania, State of Washington, hereby certify that this is a full, true and correct copy of the Abstract of Votes including the cumulative results, precinct results, and reconciliation report of votes cast at the Special Election, held on April 23, 2019, in Skamania County, State of Washington, and that the following are the true and reconciled numbers of voters and votes counted.



Witness our hands and official seal this 3rd day of May 2019


Robert J. Waymire, County Auditor


RICHARD MAHAR Tom Lannen, County Legislative Authority


Adam Kick, County Prosecuting Attorney

Statement of Votes Cast by Contests, Geography by Choice

Skamania County, 2019 April Special , Apr 23, 2019

All Precincts, All Districts, All Counter Groups, All ScanStations, All Contests, All Boxes

Total Ballots Cast: 378, Registered Voters: 1002, Overall Turnout: 37.72%

3 precincts reported out of 5 total

Page: 1 of 2

2019-05-02

16:05:39

MT. PLE SCH Pro No. 1 Maintenance and Operations Levy (Vote for 1)

Counter Group	Ballots Cast	Reg. Voters	Total Votes	LEVY...Yes		LEVY...No		Over Votes	Under Votes
All Precincts									
Absentee	0	262	0	0	0.00%	0	0.00%	0	0
Early Voting	0	262	0	0	0.00%	0	0.00%	0	0
Vote By Mail	86	262	86	48	55.81%	38	44.19%	0	0
Total	86	262	86	48	55.81%	38	44.19%	0	0

Statement of Votes Cast by Contests, Geography by Choice

Skamania County, 2019 April Special , Apr 23, 2019

All Precincts, All Districts, All Counter Groups, All ScanStations, All Contests, All Boxes

Total Ballots Cast: 378, Registered Voters: 1002, Overall Turnout: 37.72%

3 precincts reported out of 5 total

WHI SAL SCH 405 Pro No. 1 Bon to Exp Cap and Imp Saf and Inf (Vote for 1)

Counter Group	Ballots Cast	Reg. Voters	Total Votes	Approved		Rejected		Over Votes	Under Votes
All Precincts									
Absentee	0	740	0	0	0.00%	0	0.00%	0	0
Early Voting	0	740	0	0	0.00%	0	0.00%	0	0
Vote By Mail	292	740	292	194	66.44%	98	33.56%	0	0
Total	292	740	292	194	66.44%	98	33.56%	0	0